

General Series

General Series Valve Regulated Lead Acid batteries are designed with AGM (Absorbent Glass Mat) technology, high performance plates and electrolyte to gain extra power output for common power backup system applications widely used in the field of UPS, Emergency Lighting System.

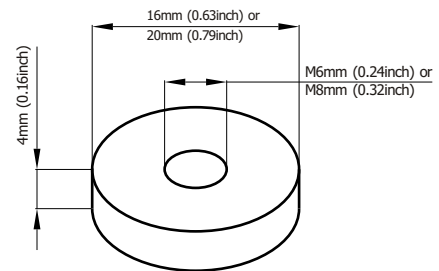
Application

- | | |
|-------------------------|------------------------|
| Alarm System | Medical Equipment |
| Cable Television | UPS |
| Communication Equipment | Power tools |
| Control Equipment | Emergency Power System |
| Security System | Toys |



General Features

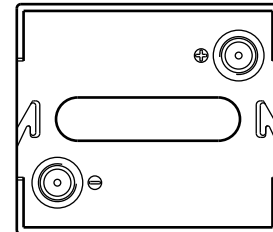
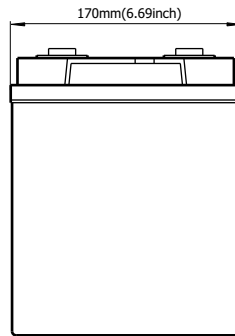
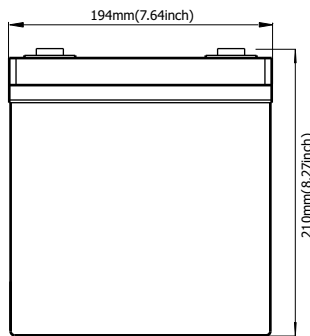
- Sealed and maintenance free operation.
- Non-Spillable construction design.
- ABS containers and covers(UL94HB, UL94V-0) optional.
- Safety valve installation for explosion proof.
- High quality and high reliability.
- Exceptional deep discharge recovery performance.
- Low self discharge characteristic.
- Flexibility design for multiple install positions.



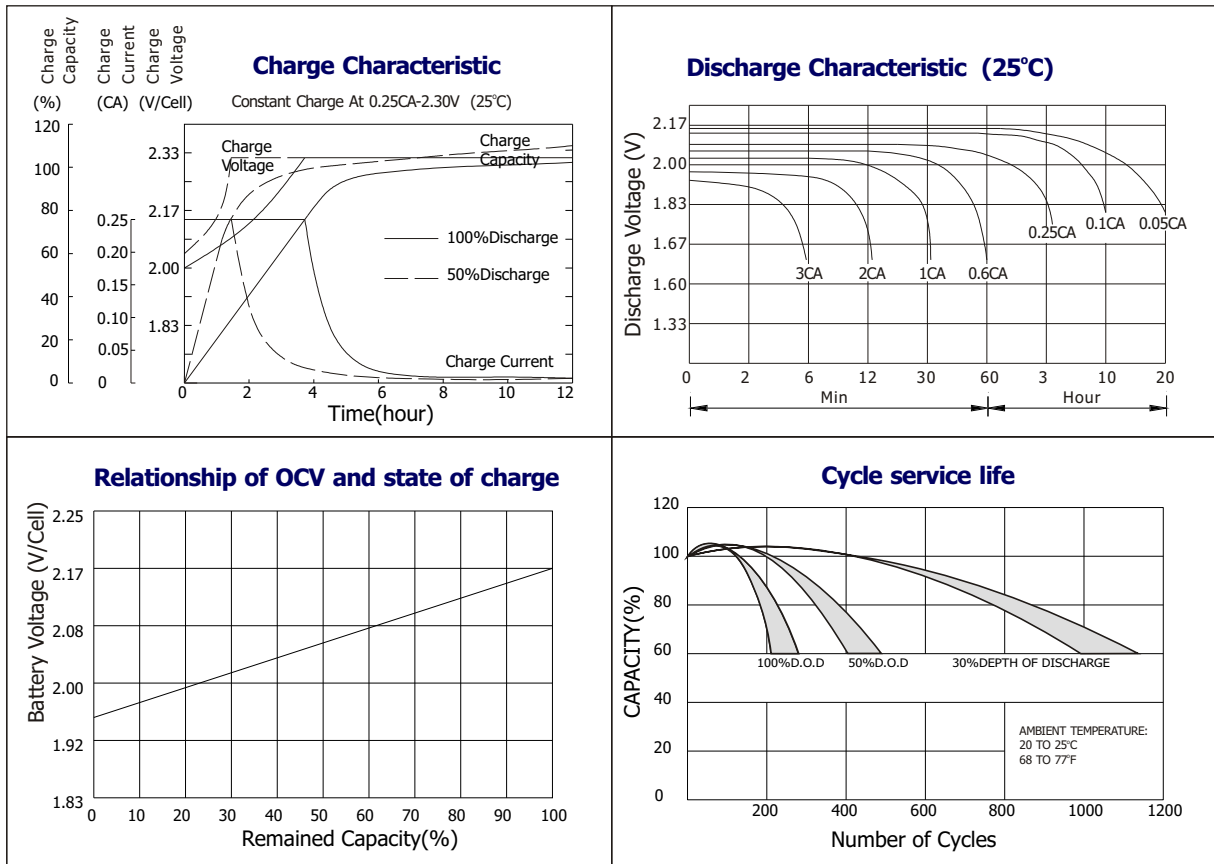
Terminal Dimensions

Construction

- | | | | |
|-----------------|--------------|--------------------|---------------|
| Component | Raw material | Sealant | Epoxy Resin |
| Positive | Lead dioxide | Safety valve | EPDR |
| Negative | Lead | Terminal | Copper |
| Container | ABS | Separator | Fiber glass |
| Cover | ABS | Electrolyte | Sulfuric acid |



Battery Model	GB6-120			
Designed Floating Life	8 Years			
Capacity(25°C)	20HR(6.1A,1.75V)	10HR(12A,1.75V)	5HR(20.4A,1.75V)	1HR(78A,1.75V)
	122AH	120AH	102AH	78AH
Dimensions	Length	Width	Height	Total Height
	194mm(7.64inch)	170mm(6.69inch)	206.5mm(8.13inch)	210mm(8.27inch)
Approx. Weight	18Kg (39.61 lbs)			
Internal Resistance	Full charged at 25°C: 0.003 Ohm			
Self Discharge	3% of capacity declined per month at (25°C)			
Capacity Affected by Temp.(20HR)	40°C	25°C	0°C	-15°C
	102%	100%	85%	65%
Charge Voltage(25°C)	Cycle use		Float use	
	7.2-7.5V(-15mV/ °C), max. Current: 30A		6.8-6.9V(-10mV/ °C)	



Constant current discharge ratings-amperes at 25°C

F. V/Time	5MIN	10MIN	15MIN	30MIN	1HR	3HR	5HR	10HR	20HR
1.60V	526	327	247	151	86.7	38.1	23.3	12.7	6.85
1.67V	494	310	237	144	85.6	36.6	22.8	12.5	6.61
1.70V	452	299	232	131	83.0	34.2	22.3	12.5	6.50
1.75V	443	290	224	124	79.1	33.0	21.8	12.4	6.33
1.80V	397	277	204	115	74.0	31.7	20.5	12.2	6.16
1.85V	350	264	183	106	69.0	30.6	19.2	12.0	6.03

Constant power discharge ratings-watts at 25°C

F. V/Time	5MIN	10MIN	15MIN	30MIN	1HR	3HR	5HR	10HR	20HR
1.60V	923	591	451	271	156	67.5	39.3	26.0	13.7
1.67V	890	576	445	266	156	65.4	39.1	25.9	13.2
1.70V	838	570	441	249	153	62.5	38.6	25.4	13.0
1.75V	844	568	438	241	150	61.0	38.3	25.1	12.7
1.80V	772	560	406	230	141	59.2	37.1	24.7	12.4
1.85V	700	531	368	215	133	57.4	35.9	24.3	12.2

