

General Series

General Series Valve Regulated Lead Acid batteries are designed with AGM (Absorbent Glass Mat) technology, high performance plates and electrolyte to gain extra power output for common power backup system applications widely used in the field of UPS, Emergency Lighting System.

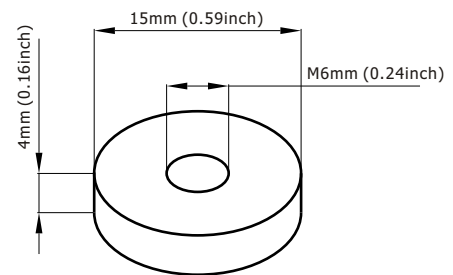
Application

- | | |
|-------------------------|------------------------|
| Alarm System | Medical Equipment |
| Cable Television | UPS |
| Communication Equipment | Power tools |
| Control Equipment | Emergency Power System |
| Security System | Toys |



General Features

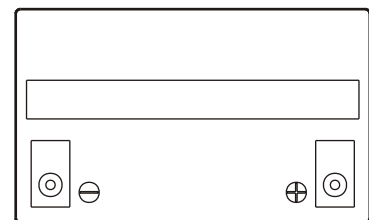

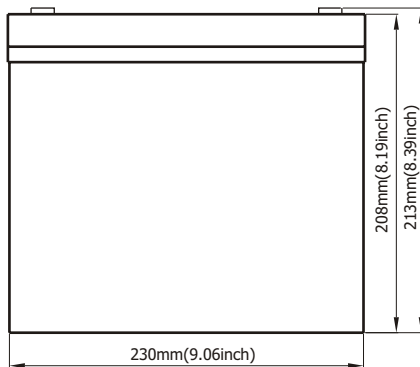
- Sealed and maintenance free operation.
- Non-Spillable construction design.
- ABS containers and covers(UL94HB, UL94V-0) optional.
- Safety valve installation for explosion proof.
- High quality and high reliability.
- Exceptional deep discharge recovery performance.
- Low self discharge characteristic.
- Flexibility design for multiple install positions.



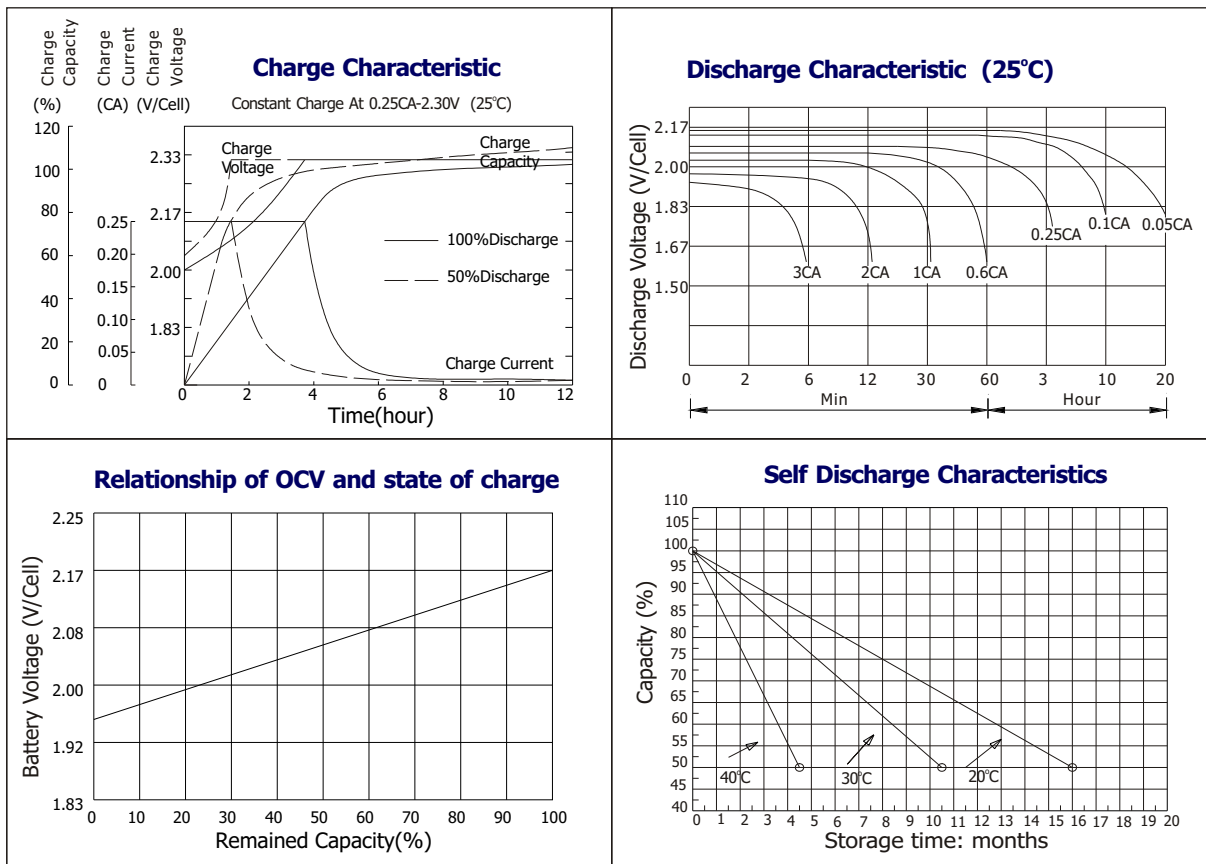
Terminal Dimensions

Construction

- | | | | |
|-----------|-------------------|--------------|--------------------|
| Component |Raw material | Sealant |Epoxy Resin |
| Positive |Lead dioxide | Safety valve |EPDR |
| Negative |Lead | Terminal |Copper |
| Container |ABS | Separator |Fiber glass |
| Cover |ABS | Electrolyte |Sulfuric acid |



Battery Model	GB12-55			
Designed Floating Life	8 Years			
Capacity(25°C)	20HR(2.85A,1.75V)	10HR(5.5A,1.75V)	5HR(8.8A,1.75V)	1HR(33A,1.75V)
	57AH	55AH	44AH	33AH
Dimensions	Length	Width	Height	Total Height
	230mm(9.06inch)	138mm(5.44inch)	208mm(8.19inch)	213mm(8.39inch)
Approx. Weight	17.1Kg (37.75 lbs)			
Internal Resistance	Full charged at 25°C: 0.0058 Ohm			
Self Discharge	3% of capacity declined per month at (25°C)			
Capacity Affected by Temp.(20HR)	40°C	25°C	0°C	-15°C
	102%	100%	85%	65%
Charge Voltage(25°C)	Cycle use		Float use	
	14.4-15V(-30mV/ °C), max. Current: 13.7A		13.6-13.8V(-20mV/ °C)	



Constant current discharge ratings-amperes at 25°C

F. V/Time	5MIN	10MIN	15MIN	30MIN	1HR	3HR	5HR	10HR	20HR
1.60V	236	147	111	67.6	39.8	17.5	10.7	5.71	3.09
1.67V	222	139	107	64.7	39.3	16.8	10.5	5.66	2.98
1.70V	203	134	104	58.8	38.1	15.7	10.2	5.63	2.93
1.75V	199	130	101	55.9	36.3	15.2	10.0	5.61	2.85
1.80V	178	124	91.6	51.8	34.0	14.6	9.41	5.50	2.78
1.85V	157	118	82.4	47.6	31.7	14.0	8.8	5.43	2.72

Constant power discharge ratings-watts at 25°C

F. V/Time	5MIN	10MIN	15MIN	30MIN	1HR	3HR	5HR	10HR	20HR
1.60V	415	266	203	122	71.8	31.0	18.0	11.7	6.00
1.67V	400	259	200	119	71.4	30.0	18.0	11.6	5.91
1.70V	377	256	198	112	70.0	28.7	17.7	11.5	5.82
1.75V	379	255	197	108	68.8	28.0	17.6	11.3	5.70
1.80V	347	252	182	103	64.9	27.2	17.0	11.2	5.62
1.85V	315	239	165	96.8	61.0	26.4	16.5	11.0	5.53

