

General Series

General Series Valve Regulated Lead Acid batteries are designed with AGM (Absorbent Glass Mat) technology, high performance plates and electrolyte to gain extra power output for common power backup system applications widely used in the field of UPS, Emergency Lighting System.

Application

- | | |
|-------------------------|------------------------|
| Alarm System | Medical Equipment |
| Cable Television | UPS |
| Communication Equipment | Power tools |
| Control Equipment | Emergency Power System |
| Security System | Toys |

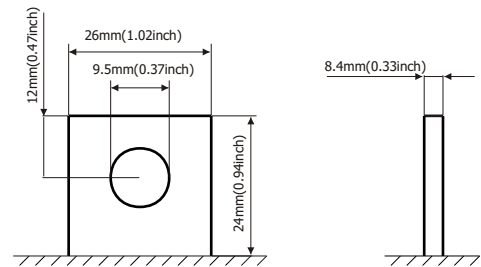


General Features

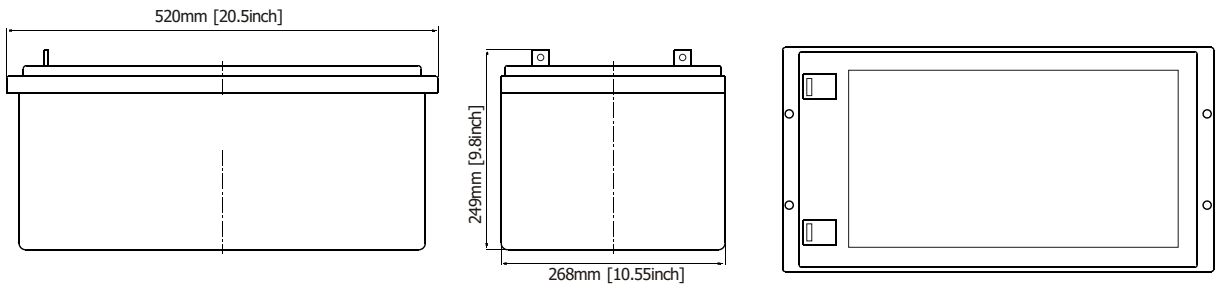
- Sealed and maintenance free operation.
- Non-Spillable construction design.
- ABS containers and covers(UL94HB, UL94V-0) optional.
- Safety valve installation for explosion proof.
- High quality and high reliability.
- Exceptional deep discharge recovery performance.
- Low self discharge characteristic.
- Flexibility design for multiple install positions.

Construction


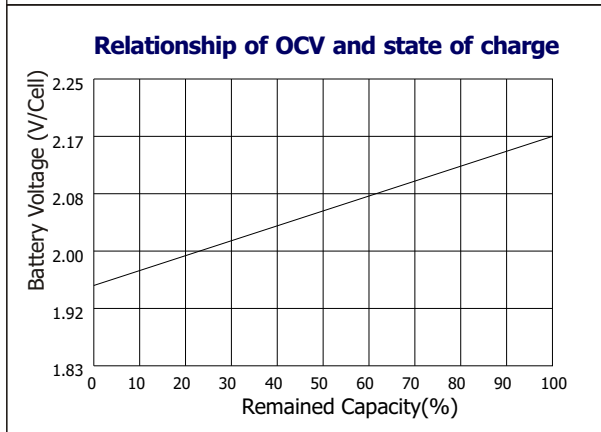
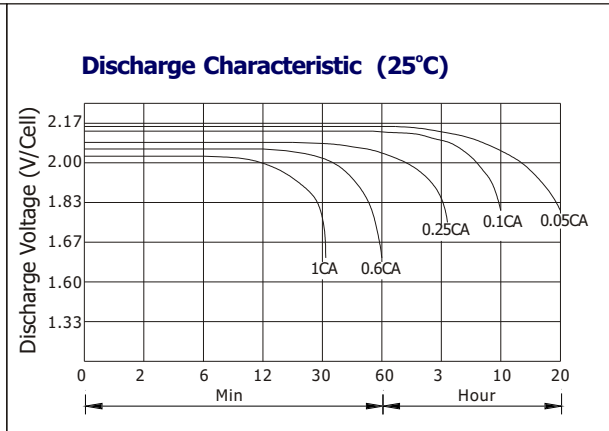
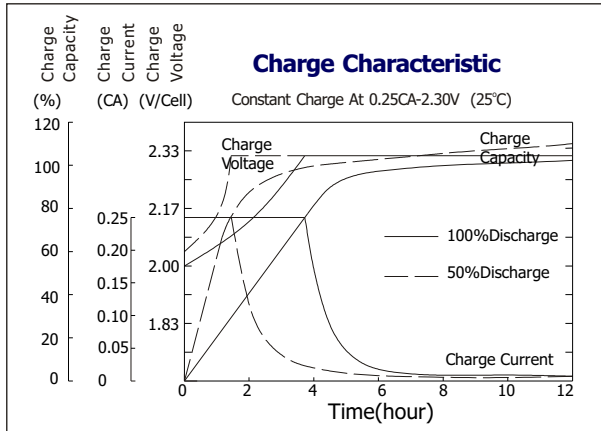
- | | | | |
|-----------------|--------------|--------------------|---------------|
| Component | Raw material | Sealant | Epoxy Resin |
| Positive | Lead dioxide | Safety valve | EPDR |
| Negative | Lead | Terminal | Copper |
| Container | ABS | Separator | Fiber glass |
| Cover | ABS | Electrolyte | Sulfuric acid |



Terminal Dimensions



Battery Model	GB12-250			
Designed Floating Life	8 Years			
Capacity(25°C)	20HR(13A,1.75V)	10HR(25A,1.75V)	5HR(42A,1.75V)	1HR(155A,1.75V)
	260AH	250AH	210AH	155AH
Dimensions	Length	Width	Height	Total Height
	520mm [20.47inch]	268mm [10.55inch]	220mm [8.66inch]	249mm [9.8inch]
Approx. Weight	74Kg (163.17 lbs)			
Internal Resistance	Full charged at 25°C: 0.0035 Ohm			
Self Discharge	3% of capacity declined per month at (25°C)			
Capacity Affected by Temp.(20HR)	40°C	25°C	0°C	-15°C
	102%	100%	85%	65%
Charge Voltage(25°C)	Cycle use		Float use	
	14.4-15V(-30mV/ °C), max. Current: 50A		13.6-13.8V(-20mV/ °C)	



Constant current discharge ratings-amperes at 25°C

F. V/Time	5MIN	10MIN	15MIN	30MIN	1HR	3HR	5HR	10HR	20HR
1.60V	875	600	438	263	165	68.3	47.7	26.5	13.2
1.67V	788	548	425	255	165	68.0	47.3	26.1	13.1
1.70V	748	528	410	250	164	68.0	47.3	25.9	13.1
1.75V	665	488	388	245	163	67.5	46.9	25.5	13.1
1.80V	600	453	370	238	161	67.3	46.5	25.0	12.6
1.85V	455	373	320	219	159	67.0	46.2	24.6	11.9

Constant power discharge ratings-watts at 25°C

F. V/Time	5MIN	10MIN	15MIN	30MIN	1HR	3HR	5HR	10HR	20HR
1.60V	1443	995	775	495	325	131	91.3	53.0	26.4
1.67V	1368	983	768	485	314	131	91.3	52.2	26.3
1.70V	1278	958	755	473	306	131	91.3	51.8	26.3
1.75V	1190	895	710	460	303	129	90.3	50.9	26.1
1.80V	1068	833	668	448	298	127	88.8	50.0	25.2
1.85V	855	690	583	410	295	127	87.5	49.2	23.7

