

General Series

General Series Valve Regulated Lead Acid batteries are designed with AGM (Absorbent Glass Mat) technology, high performance plates and electrolyte to gain extra power output for common power backup system applications widely used in the field of UPS, Emergency Lighting System.

Application

- | | |
|-------------------------|------------------------|
| Alarm System | Medical Equipment |
| Cable Television | UPS |
| Communication Equipment | Power tools |
| Control Equipment | Emergency Power System |
| Security System | Toys |

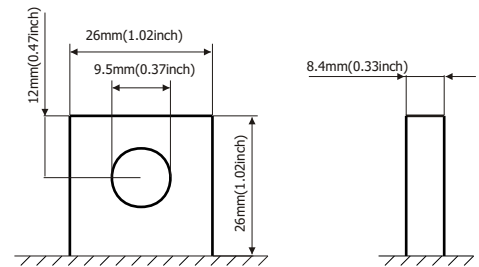


General Features

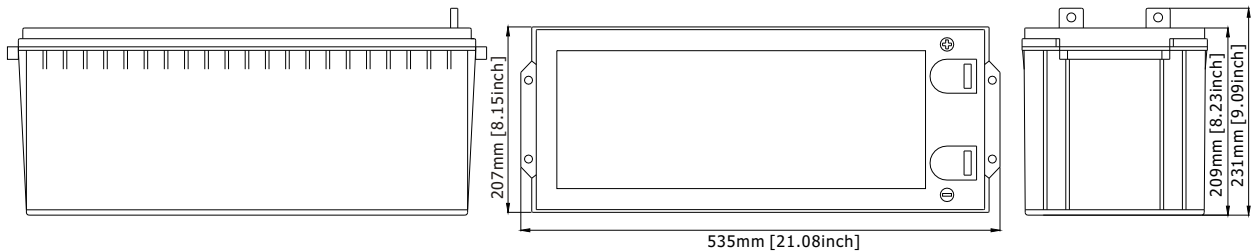
- Sealed and maintenance free operation.
- Non-Spillable construction design.
- ABS containers and covers(UL94HB, UL94V-0) optional.
- Safety valve installation for explosion proof.
- High quality and high reliability.
- Exceptional deep discharge recovery performance.
- Low self discharge characteristic.
- Flexibility design for multiple install positions.

Construction

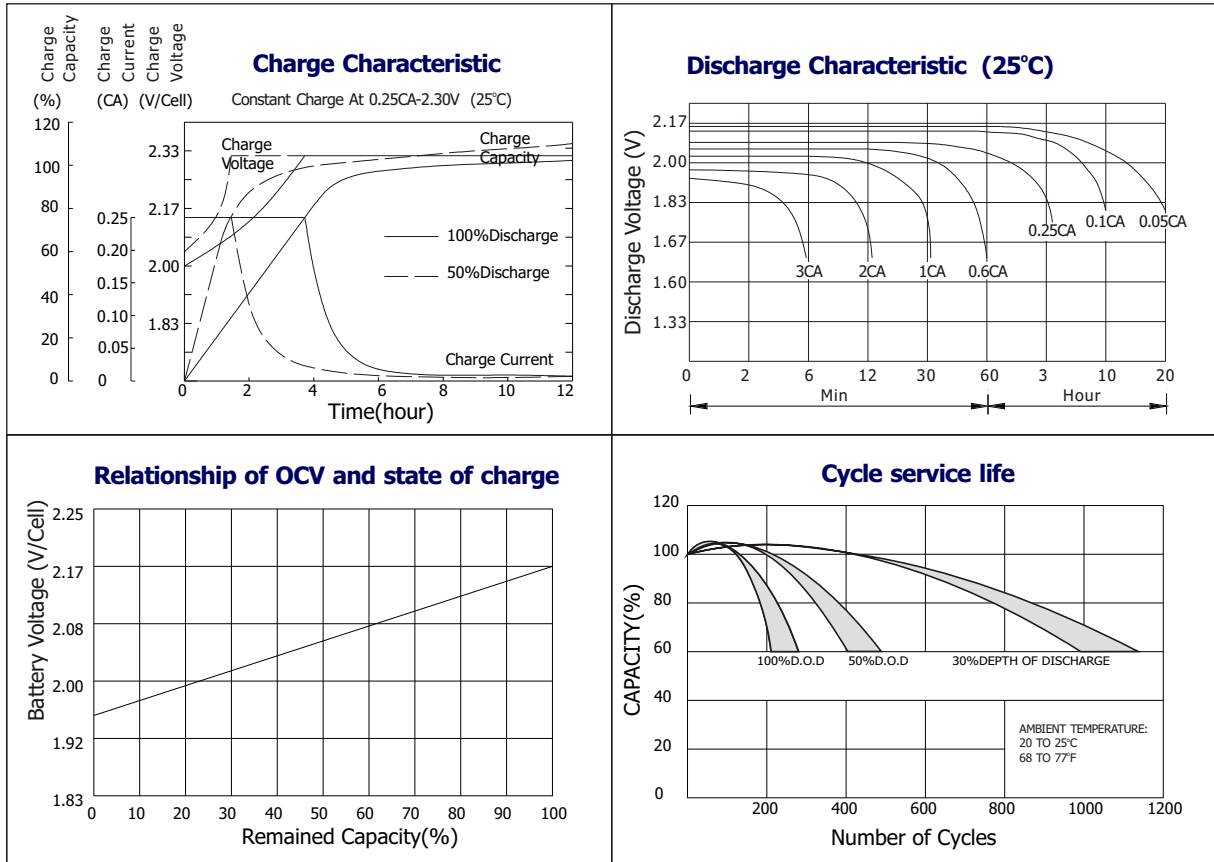
- | | | | |
|-----------------|--------------|--------------------|---------------|
| Component | Raw material | Sealant | Epoxy Resin |
| Positive | Lead dioxide | Safety valve | EPDR |
| Negative | Lead | Terminal | Copper |
| Container | ABS | Separator | Fiber glass |
| Cover | ABS | Electrolyte | Sulfuric acid |



Terminal Dimensions



| | | | | |
|----------------------------------|---|-----------------|-----------------------|-----------------|
| Battery Model | GB12-160 | | | |
| Designed Floating Life | 8 Years | | | |
| Capacity(25°C) | 20HR(8.3A,1.75V) | 10HR(16A,1.75V) | 5HR(27.5A,1.75V) | 1HR(104A,1.75V) |
| | 166AH | 160AH | 137.5AH | 104AH |
| Dimensions | Length | Width | Height | Total Height |
| | 530mm(20.87inch) | 209mm(8.23inch) | 214mm(8.43inch) | 231mm(9.09inch) |
| Approx. Weight | 50Kg (110.25 lbs) | | | |
| Internal Resistance | Full charged at 25°C: 0.0038 Ohm | | | |
| Self Discharge | 3% of capacity declined per month at (25°C) | | | |
| Capacity Affected by Temp.(20HR) | 40°C | 25°C | 0°C | -15°C |
| | 102% | 100% | 85% | 65% |
| Charge Voltage(25°C) | Cycle use | | Float use | |
| | 14.4-15V(-30mV/ °C), max. Current: 40A | | 13.6-13.8V(-20mV/ °C) | |



Constant current discharge ratings-amperes at 25°C

| F. V/Time | 5MIN | 10MIN | 15MIN | 30MIN | 1HR | 3HR | 5HR | 10HR | 20HR |
|-----------|------|-------|-------|-------|-----|------|------|------|------|
| 1.60V | 560 | 384 | 280 | 168 | 106 | 43.7 | 30.5 | 17.0 | 8.43 |
| 1.67V | 504 | 350 | 272 | 163 | 105 | 43.5 | 30.3 | 16.7 | 8.40 |
| 1.70V | 478 | 338 | 262 | 160 | 105 | 43.5 | 30.3 | 16.6 | 8.40 |
| 1.75V | 426 | 312 | 248 | 157 | 104 | 43.2 | 30.0 | 16.3 | 8.36 |
| 1.80V | 384 | 290 | 237 | 152 | 103 | 43.0 | 29.8 | 16.0 | 8.07 |
| 1.85V | 291 | 238 | 205 | 140 | 102 | 42.9 | 29.5 | 15.7 | 7.58 |

Constant power discharge ratings-watts at 25°C

| F. V/Time | 5MIN | 10MIN | 15MIN | 30MIN | 1HR | 3HR | 5HR | 10HR | 20HR |
|-----------|------|-------|-------|-------|-----|------|------|------|------|
| 1.60V | 923 | 637 | 496 | 317 | 208 | 83.8 | 58.4 | 33.9 | 16.9 |
| 1.67V | 875 | 629 | 491 | 310 | 201 | 83.8 | 58.4 | 33.4 | 16.8 |
| 1.70V | 818 | 613 | 483 | 302 | 196 | 83.8 | 58.4 | 33.2 | 16.8 |
| 1.75V | 762 | 573 | 454 | 294 | 194 | 82.6 | 57.8 | 32.6 | 16.7 |
| 1.80V | 683 | 533 | 427 | 286 | 191 | 81.4 | 56.8 | 32.0 | 16.1 |
| 1.85V | 547 | 442 | 373 | 262 | 189 | 81.1 | 56.0 | 31.5 | 15.2 |

